

Product Introduction

Dracast CamLux is a series of professional LED video lights that contains six versions: CamLux PRO D, CamLux PRO B, CamLux MAX D, CamLux MAX B, CamLux PRO SB and CamLux MAX SB. CamLux PRO D/B is made of 160 LED bulbs while the CamLux MAX D/B is made of 300 bulbs. CamLux PRO SB is made of 128 SMD bulbs while the CamLux MAX SB is made of 160 bulbs. The CamLux PRO D and CamLux MAX D are daylight balanced and brightness-adjustable. CamLux PRO B, CamLux MAX B, CamLux PRO SB and CamLux MAX SB can adjust brightness and color temperature at the same time. The CamLux series has an exceptional color rendering index of 96+ and lights consistently. Meanwhile, the dual power system, practical soft diffusion, and 360° rotation hot shoe improve your light set-up and stabilization system.

Main Features



CamLux MAX D/CamLux MAX B



CamLux MAX SB



CamLux PRO D/CamLux PRO B




CamLux PRO SB

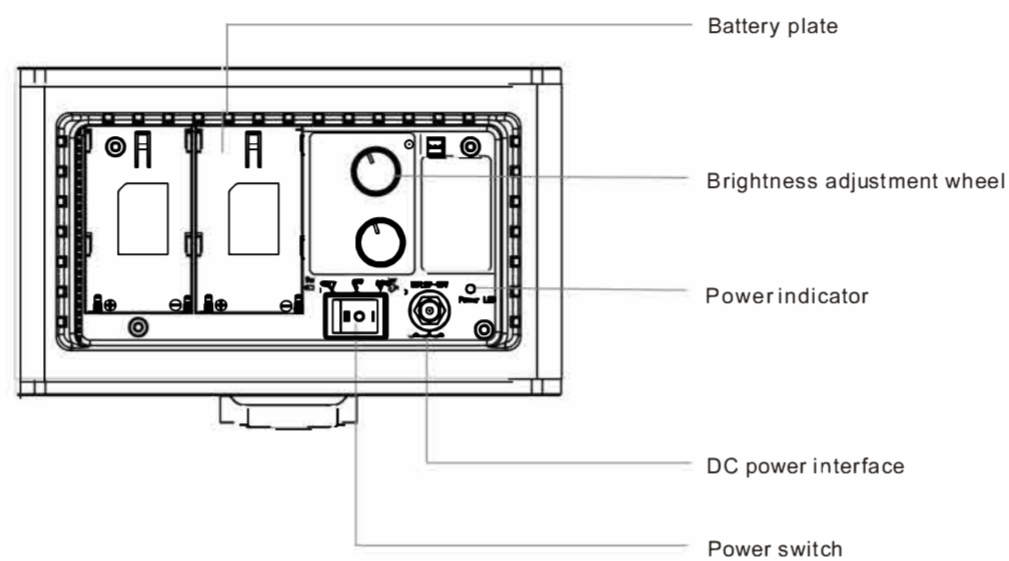
- Ultra Heat Dissipation
- Delicate Design with Aviation Aluminum Alloy Housing
- High Color Rendering Index, CRI96+
- PWM Dimming Technology
- Brightness Adjustment
- Color Temperature Adjustment
- Dual Power System
- Convenient Light Set-Up and Stabilization system

1

Front View

CamLux MAX D/CamLux MAX B
CamLux PRO D/CamLux PRO BCamLux MAX SB
CamLux PRO SB

Back View



2

Accessories




Carry Bag



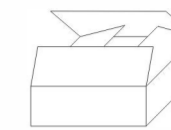
D-tap cable



Hot shoe



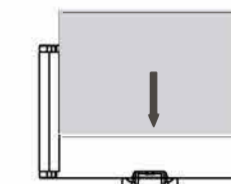
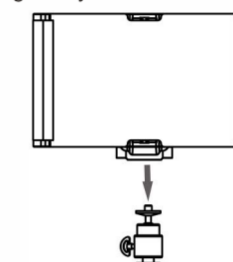
Soft Diffusion



Packing Box

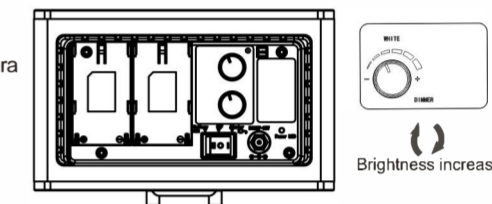
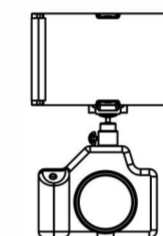
Operations

- 1 Pull the hot shoe into its base. Set the angle as you want (360 degree available).



- 4 Insert the D-TAP cable/ Put on the battery. Turn on the power switch.

- 2 Install the CamLux on the light stand/ Camera by rotating clockwise, counterclockwise to uninstall it.



Brightness increase

- 3 Insert the soft diffusion into the light panel sides. Fixed by diffusion brake and screw.

- 5 Rotate the brightness adjustment wheel clockwise to increase your brightness. Set your required color temperature by the mixture brightness of two kinds of beads with different color temperatures.

Note: The brightness will be changed while you are setting your color temperature.

3

Specifications

Model	CamLux MAX D CamLux MAX B	CamLux PRO D CamLux PRO B	CamLux MAX SB	CamLux PRO SB
Details				
LED/SMD bead	280	160	160	128
CRI	96+	96+	96+	96+
Voltage	DC 12V	DC 12V	DC 12V	DC 12V
Max. Lumen	2240Lux/0.5m	1280Lux/0.5m	4000Lux/0.5m	3200Lux/0.5m
Color Temperatu	5600(±50) 3200-5600(±50)	5600(±50) 3200-5600(±50)	3200-5600(±50)	3200-5600(±50)
Power Consumption	18W	10W	30W	25W
Size	200*120*48mm	200*102*48mm	200*120*48mm	200*102*48mm
Weight	556g/20oz	493g/17oz	556g/20oz	493g/17oz

Attention

1. Do not look at the working light directly
2. Do not cover the working light, or it will avoid the product cooling to damage it.
3. Do not place the light near or in flammable items such as alcohol, gasoline or near volatile solvent.
4. Do not place any liquid on or into the light interior.
5. Power off when you finish use of the light in case of a fire.
6. Carefully to move the light in case of dropping it down.

4

DRACAST

www.dracast.com

DRACAST



CamLux PRO D/CamLux PRO B
CamLux MAX D/CamLux MAX B
CamLux PRO SB/CamLux MAX SB

Product Manual